

ELECTRIC BOOM SKYGUARD ACCESSORIES



Enhanced Control Panel Protection

SkyGuard™ provides the operator and control panel with enhanced protection that doesn't limit platform workspace or visibility. When the sensor is activated by approximately 50 lbs of force or more, SkyGuard stops all functions in use at the time and its unique reverse functionality -- the first feature of its kind in the market -- temporarily reverses most functions for a short period of time. SkyGuard is available exclusively from JLG.

Check out the SkyGuard video at
<http://www.jlg.com/en/destination/skyguard>.

Features and Benefits Include:

- Can be activated from a variety of angles..
- Cuts out functions and temporarily reverses most, but not all, that were in use at the time of activation for less than a second.
- Does not limit platform workspace or operator visibility.
- No moveable parts means there's no need for scheduled or additional maintenance.
- A horn and optional flashing beacon (sold separately) alert other workers on the jobsite to sensor activation.
- Resets by cycling foot switch or e-stop.

How to Configure Your SkyGuard Installation:

- STEP 1: Determine machine compatibility
- STEP 2: Identify requirement for Ground Control
- STEP 3: Identify requirement for Platform Control Harness
- STEP 4: Select SkyGuard based on platform style
- STEP 5: Optional – Identify compatible Beacon Option if desired

***The instructions for these five steps are found on the following page

SkyBar



SkyLine



SkyEye



Operator moves toward obstruction.



Horn sounds upon operator contact with the bar.



The auto reverse feature activates for most functions (see chart).

Order Today

Online: onlineexpress2.jlg.com

Call: 1-877-554-5438 | Fax: 1-800-733-8939



ELECTRIC BOOM SKYGUARD ACCESSORIES



STEP 1: DETERMINE MACHINE CAPABILITY

MACHINE MODEL	MACHINE MODEL
E300A/AJ/AJP	ALL ^{1,2}
E/M400A/AJP	ALL ^{1,2}
E/M450A/AJP	ALL ^{1,2}
E/M600/J/JP	ALL ^{1,2}

Notes:

¹For machines prior to S/N 0300072457 - proceed to STEP 2

² For machines S/N 0300072457 to Present - proceed to STEP 3

STEP 2: IDENTIFY REQUIREMENT FOR GROUND CONTROL

Identify the Ground Control Module style installed on the machine and perform one of the following:

-If the machine is equipped with Style A, purchase the Ground Control Module listed in the table below

OR

-If the machine is equipped with Style B, no additional purchase is required and proceed to STEP 3

Style A



JLG Part Numbers:

0610129
0610139

Style B



JLG Part Numbers:

0610166
1001109497

NEW GROUND CONTROL MODULE PART NUMBER

1001109497

Order Today

Online: onlineexpress2.jlg.com

Call: 1-877-554-5438 | **Fax:** 1-800-733-8939



ELECTRIC BOOM SKYGUARD ACCESSORIES



STEP 3: IDENTIFY REQUIREMENT FOR PLATFORM CONSOLE HARNESS





Identify which platform console harness, if any, is configured on the machine.

If the machine serial number falls within the ranges in the table below, proceed to STEP 4. Otherwise proceed with STEP 3 instructions.

MACHINE MODEL	SERIAL NUMBER
E300	0300256384 to Present
E400	0300235576 to Present
E450	0300235601 to Present
	B300002491 to Present
E600	0300235533 to Present

Instructions:

The platform console harness will be configured in one of the following three ways:

MACHINE CONFIGURATION	IMAGES	ACTION
With no connector for SkyGuard	N/A	Install 6-Pin Retrofit Kit (See table below)
With 4-pin connector for SkyGuard located outside of the platform console box	<p>4-pin</p>  	<p>-For SkyBar or SkyLine Installation - No Action Required</p> <p>- For SkyEye Installation - Install 6-Pin Retrofit Kit (See table below)</p>
With 6-Pin connector for SkyGuard located inside of the platform console box	 <p>6-pin</p> 	No Action Required - proceed to STEP 4

6-PIN RETROFIT HARNESS KIT		
MACHINE MODEL	SERIAL NUMBER	PART NUMBER
E300	0300211844 to Present	1001250595
E400	0300208530 to Present	
E450	0300208529 to Present	
E600	0300219271 to Present	
E300	Prior to 0300211844*	1001269906
E400	Prior to 0300208530*	
E450	Prior to 0300208529*	
E600	Prior to 0300219271*	

OLD STYLE PLATFORM*	NEW STYLE PLATFORM*
1001149563	1001201620

*See images in STEP 4 to determine old style vs. new style platform



ELECTRIC BOOM SKYGUARD ACCESSORIES



STEP 4: SELECT SKYGUARD BASED ON PLATFORM STYLE

Note: If machine is equipped with an old style platform and SkyLine or SkyEye is desired, the platform must be replaced with the latest style platform.

Old Style Platform



DESCRIPTION	PART NUMBER
SkyBar	1001250035

New Style Platform



DESCRIPTION	PART NUMBER
SkyLine ¹	1001262016
SkyBar	1001249052
SkyEye ^{2,3}	1001247073

Note:

¹ SkyLine is NOT approved for use on UL Spec Machines

² Machines with no SkyGuard connector or with a 4-Pin connector require a 6-Pin retrofit Kit. See STEP 3.

³ SkyEye NOT compatible with the following models:

MODEL	SERIAL NUMBER
E300	Prior to 0300211844
E400	Prior to 0300208530
E450	Prior to 0300208529
E600	Prior to 0300219271

Order Today

Online: onlineexpress2.jlg.com

Call: 1-877-554-5438 | Fax: 1-800-733-8939



ELECTRIC BOOM SKYGUARD ACCESSORIES



STEP 5: OPTIONAL - IDENTIFY COMPATIBLE BEACON OPTION IF DESIRED

BLUE BEACON		
MODEL	SERIAL NUMBER	PART NUMBER
E300A/AJ/AJP	Prior to 0300211844	1001205501
	0300211844 to Present	1001218500
E/M400A/AJP	Prior to 0300208529	1001205501
	0300208529 to Present	1001294071
E/M/450A/AJP	Prior to 0300208529	1001205501
	0300208529 to Present	1001294071
E/M600/J/JP	Prior to 0300219271 exc. 0300218866, 0300218867 & 0300218868	1001205501
	0300219271 to Present inc. 0300218866, 0300218867 & 0300218868	1001294071

RED BEACON		
MODEL	SERIAL NUMBER	PART NUMBER
E300A/AJ/AJP	Prior to 0300211844	1001210032
	0300211844 to Present	1001293790
E/M400A/AJP	Prior to 0300208529	1001210032
	0300208529 to Present	1001293876
E/M/450A/AJP	Prior to 0300208529	1001210032
	0300208529 to Present	1001293876
E/M600/J/JP	Prior to 0300219271 exc. 0300218866, 0300218867 & 0300218868	1001210032
	0300219271 to Present inc. 0300218866, 0300218867 & 0300218868	1001293876

Order Today

Online: onlineexpress2.jlg.com
Call: 1-877-554-5438 | **Fax:** 1-800-733-8939

