

# QUIKACCESS PLATFORM KIT ACCESSORIES



## ACCESS IN AND AROUND TIGHT SPACES

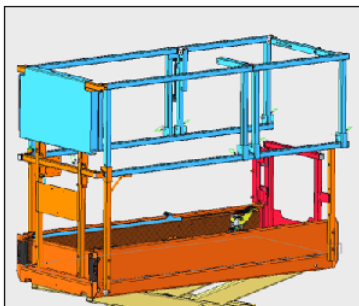
The QuikAccess Platform from JLG® offers increased versatility by providing additional vertical reach on your scissor lift. The rails fold down allowing for maneuverability into tight spaces such as ceiling grids or joists. Maximize productivity and efficiency with scissor rails that work for your jobsite.

### Features include:

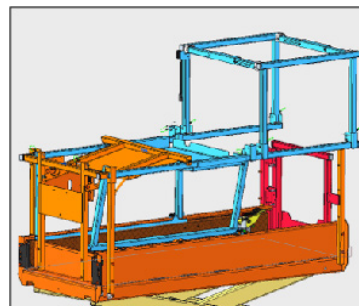
- Provides 22" of extra reach
- Includes work tray functionality
- Offers safe access to narrow areas including ceiling grids and joists
- No additional attachment required for installation; modular rail configuration
- Ability to drive while elevated in the narrow platform



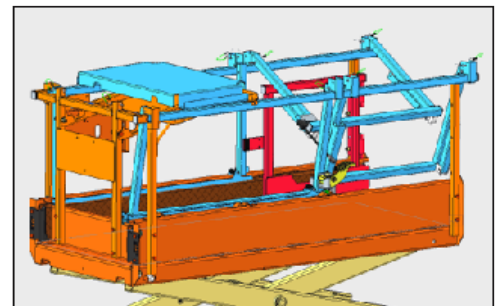
JLG MODEL	JLG PART NUMBER
ES1932, ES1932i, 1932R, R1932, R1932i, AE1932	1001269798



Fully Raised Rails



Engaged QuikAccess Functionality



Fully Lowered for Transport Through Doorways

**Order Today**

Online: [onlineexpress2.jlg.com](http://onlineexpress2.jlg.com)

Call: 1-877-554-5438 | Fax: 1-800-733-8939

