

HC3 450AJ

ARTICULATING HI-CAPACITY

BOOM LIFT

PRELIMINARY
VERSION

JLG®



STAGE 5
COMPLIANT

HC3

KEY SPECS

Platform Height
13.77 m

Horizontal Outreach
7.62 m

Platform Capacity
Restricted 340 kg/ 454 kg
Unrestricted 300 kg

Tilt
5 degree tilt alarm and indicator light

KEY FEATURES

- Maximum productivity- 3 people allowed into the basket in 3 working zones at the same time, from 300 kg unrestricted up to 454 kg restricted.
- Enhanced Platform Control- an LCD screen provides better visibility in the direct sunlight and an automatic selection of the capacity zone based on the load in the basket
- No weight calibration with the new load sensing system
- Chassis tilt indicator of 5° with light alarm

ACCESSORIES & OPTIONS

- 900W CAN-Charger (Full charge in 2.5 hrs)
- 0.76 m x 1.22 m swing gate or drop bar platform
- 0.76 m x 1.52 m swing gate or drop bar platform
- 0.92 m x 1.83 m swing gate or drop bar platform
- 0.92 m x 2.44 m swing gate or drop bar platform
- 0.76 m x 0.92 m drop bar platform
- Tri entry 0.91 m x 1.83 m swing gate or drop bar platform
- Tri entry 0.91 m x 2.44 m swing gate or drop bar platform
- 13 mm air line to platform
- 315/ 55 D20 low profile, FF
- 315/ 55 D20 low profile, FF, non-marking
- 33 x 12-20 low profile, SOLID, non-marking
- 33 x 12 D610 FF
- Platform worklights
- Head & Tail Lights
- Plugs & Sockets
- Hostile environment package 3
- Skyguard with beacon
- Skyguard without beacon
- Skybar
- 12V-DC auxiliary power
- ClearSky Locate
- ClearSky CAN

STANDARD SPECIFICATIONS

Performance

Working Height	15.72 m
Platform Height	13.72 m
Horizontal Outreach	7.62 m
Working Outreach **	8.27 m
Up and Over Height	7.3 m
Swing	355° (Non-Continuous)
Platform Capacity (Restricted)	🧑🧑🧑 340 kg/ 454 kg
Platform Capacity (Unrestricted)	🧑🧑 300 kg
Platform Rotator (Hydraulic)	180°
Jib - Overall Length	1.24 m
Jib - Range of articulation	145° (+76°/ -69°)
Machine weight *	7,507 kg
Maximum Ground Bearing Pressure	5.34 kg/cm2
Drive Speed 4WD	6.8 km/h
Gradeability 4WD	45%
Axle Oscillation	0.11 m
Turning Radius - Inside	2.06 m
Turning Radius - Outside	4.78 m

* Certain options or country standards may increase weight and/or dimensions

** Incl. 0.65 m outreach beyond platform

Engine

Diesel Engine - Deutz TD 2.9L4	36.4kw (48.8hp)
Fuel Tank Capacity	60.5 L

Hydraulic System

Capacity	144 L
Auxiliary Power	12V DC

Tires

Tire Size / Type (Non-Marking)	33/1550 x 16.5 (Foam Filled)
--------------------------------	------------------------------

STANDARD FEATURES

- Multiple function operation
- Full proportional drive joystick control with integral thumb steer switch
- Full proportional main boom and swing joystick control
- Multiple speed control for lower boom, telescope and platform rotate
- Selectable creep speed on drive / lift and swing functions
- 1.24 m articulating jib
- 180 degree powered platform rotator
- Platform console machine status light panel 1
- Load sensing system
- AC power cable to platform
- Engine distress warning / shut down system 2
- Gull wing steel turntable hoods
- Swing-out engine tray
- Control ADE® (Advanced Design Electronics) System
- Hydrostatic drive transmission
- Horn
- 5 degree tilt alarm and indicator light
- Tri capacity system
- Lifting/tie down lugs
- Hour meter
- Ground control selector switch with key lock
- All motion alarm
- Platform tool tray
- Machine Safety System Override (MSSO)

1 Provides indicator lights at platform control console for system distress, low fuel, tilt light, and foot switch status.
2 Low oil pressure and high coolant temperature alarms with shut-down enabled/disabled by analyser.
3 Includes console cover, boom wipers and cylinder bellows.

HC3 450AJ

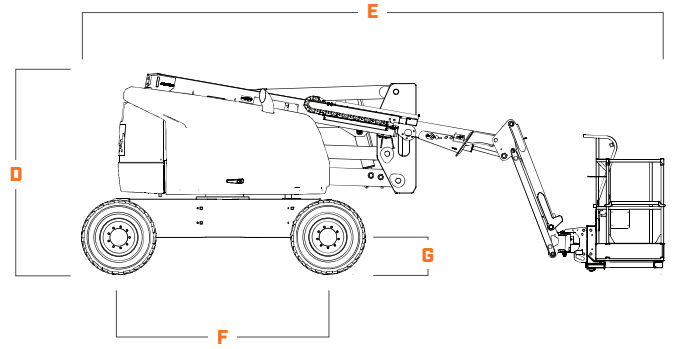
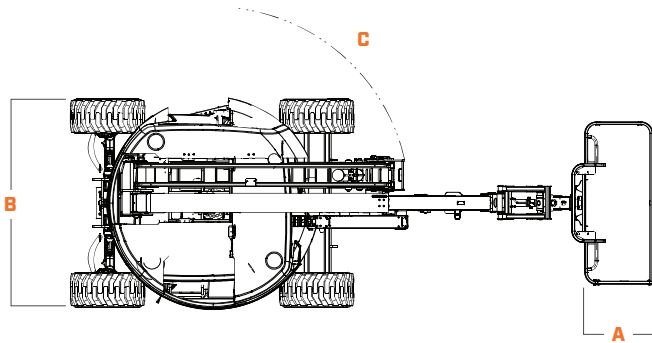
ARTICULATING HI-CAPACITY

BOOM LIFT



DIMENSIONS

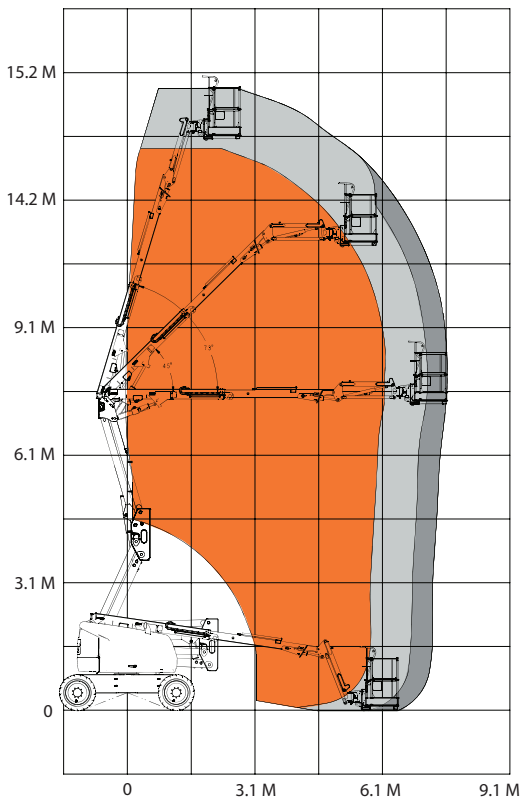
All dimensions are approximate



- A.** Platform Size 0.76 m x 1.83 m
- B.** Overall Width 2.35 m
- C.** Tailswing (working condition) Zero

- D.** Stowed Height 2.27 m
- E.** Stowed Length 6.57 m
- F.** Wheelbase 2.36 m
- G.** Ground Clearance 0.42 m

REACH DIAGRAM



- 454 kg (Max Capacity)
- 340 kg (Max Capacity)
- 300 kg (Max Capacity)

IMPORTANT

JLG is continually researching and developing products and reserves the right to make modifications without prior notice. All data in this document is indicative. Certain options or country standards will increase weight. Specifications may change to meet country standards or with the addition of optional equipment.

Due to continuous product improvements, JLG Industries reserves the right to make specification and/or equipment changes without prior notification.



JLG EMEA BV
 Polaris Avenue 63
 2132 JH Hoofddorp
 The Netherlands
 Tel.: +31 (0)23 565 5665
www.jlg.com

An Oshkosh Corporation Company