

COMPACT CRAWLER SKYGUARD

ACCESSORIES



Enhanced Control Panel Protection

SkyGuard™ provides the operator and control panel with enhanced protection that doesn't limit platform workspace or visibility. When the sensor is activated by approximately 50 lbs of force or more, SkyGuard stops all functions in use at the time and its unique reverse functionality -- the first feature of its kind in the market -- temporarily reverses most functions for a short period of time. SkyGuard is available exclusively from JLG.

SkyBar

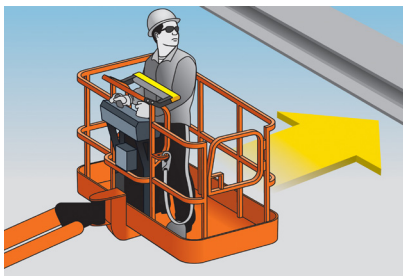


Check out the SkyGuard video at <http://www.jlg.com/en/destination/skyguard>.

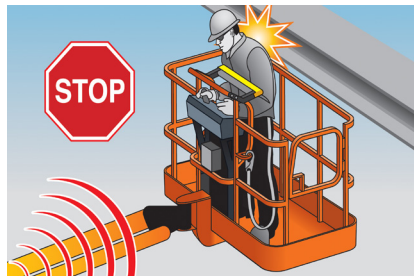
Features and Benefits

- Can be activated from a variety of angles..
- Cuts out functions and temporarily reverses most, but not all, that were in use at the time of activation for less than a second.
- Does not limit platform workspace or operator visibility.
- No moveable parts means there's no need for scheduled or additional maintenance.
- A horn and optional flashing beacon (sold separately) alert other workers on the jobsite to sensor activation.
- Resets by cycling foot switch or e-stop.

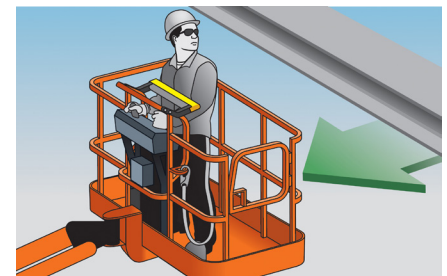
MACHINE MODEL	SERIAL NUMBER	ONE PERSON PLATFORM	TWO PERSON PLATFORM
X500AJ, X600AJ, X770AJ	C170000893 to Present	1001221549	1001221546
X17JPLUS, X20J PLUS, X26J PLUS	C170000893 to Present	1001221549	1001221546



Operator moves toward obstruction.



Horn sounds upon operator contact with the bar.



The auto reverse feature activates for most functions (see chart).

Order Today

Online: onlineexpress.jlg.com Call: 1-877-554-5438 | Fax: 1-800-733-8939

JLG Industries, Inc
1 JLG Drive | McConnellsburg, PA 17233-9533 | Toll-Free in US 877-JLG-LIFT
www.jlg.com

An Oshkosh Corporation Company

SKYGUARD_0620