

Performance

| | |
|---|-----------|
| Mast Max. Elevation | 8.12 m |
| Height Stowed | 2.50 m |
| Length Stowed Drawbar in Transport Position | 2.38 m |
| Drawbar in Towing Position | 3.13 m |
| Stowed Width | 1.75 m |
| ATM | 1,435 kg |
| GTM | 1,220 kg |
| Length with Outriggers Extended | 3.75 m |
| Width with Outriggers Extended | 3.15 m |
| Wind Speed Rating (maximum allowable) | 100 km/hr |

Standard Specifications

Power

| | |
|---|---|
| Engine | Kubota Z482-E4B |
| Engine Emission Level | Tier 4 Final |
| Fuel Type | Diesel |
| Fuel Consumption (litre per hour) | 1.5 L/hr |
| Recharge Time from 85% DOD (Depth of Discharge) | 4.5 hours |
| Generator | 52 V 3-phase PMG |
| Battery | 2 x 205 A hr Lithium (LiFePO ₄) |
| Battery Run Time (before Recharge) | 12 Hours (100% light output to 70% DOD, 25% light output from 70% to 85% DOD) |
| Lights | LED |
| Colour Temperature | 5700 K |
| Light Power | 6 x 260 W |
| Luminous Output | 312,000 lm |
| Control System | Fully Integrated PLC System |
| Noise Level @ 7m radius | 70 dB(A) |
| Fuel Tank Capacity | 165 L |

Travel

| | |
|------------------------|--------------|
| Wheels | 116" x 6J |
| Tyres | 205/80 x 16" |
| Towing Speed (maximum) | 80 km/hr |

Mast System

| | |
|-----------------------|---------------------------|
| Lift | Hydraulic |
| Mast Lift Time | 90 seconds |
| Mast Lower Time | 75 seconds |
| Telescope | Hydraulic |
| Lighthead Tilt | 115° Hydraulic |
| Rotate | 350° Manual |
| Hydraulic System Pump | |
| Voltage | 12 V DC |
| Pressure | 192.5 bar (2800psi) |
| Flow Rate | 0.78 cm ³ /rev |
| Function Control | Electric over Hydraulic |



Standard Features

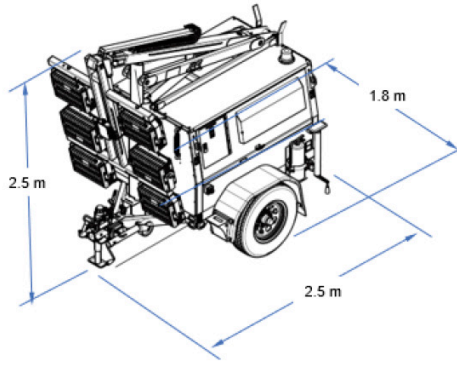
- Fully integrated PLC system with
- Daylight sensing photo-electric cell
- Auto-dimming LED-light output
- External emergency stop
- Bunding for all fluids (110%)
- Auto stop / start
- Forklift tyne pockets
- Rated lifting and tie-down lugs
- Extendable drawbar with transport stabiliser
- Long extension wind down outriggers
- 350° rotation of light head
- Torsion independent IRS axle
- Drum brakes with hydraulic over-ride
- 12 / 24 V LED trailer traffic lights
- 7 Pin flat trailer plug
- Low fuel cut-out
- Fire extinguisher 4.5 kg
- Double pole battery isolator
- Starter motor isolator
- Beacon
- Exhaust heat wrap

Accessories & Options

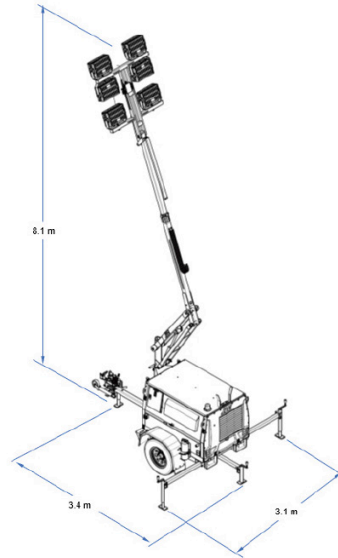
- Anderson jump start receptacle
- Wheel chocks
- Reflective tape
- Pressure relief radiator cap
- Hydraulic outriggers
- Customised paint
- Alternative trailer plugs
- MDG-15 Spec
- Inside canopy work light

Dimensions

All dimensions are approximate.

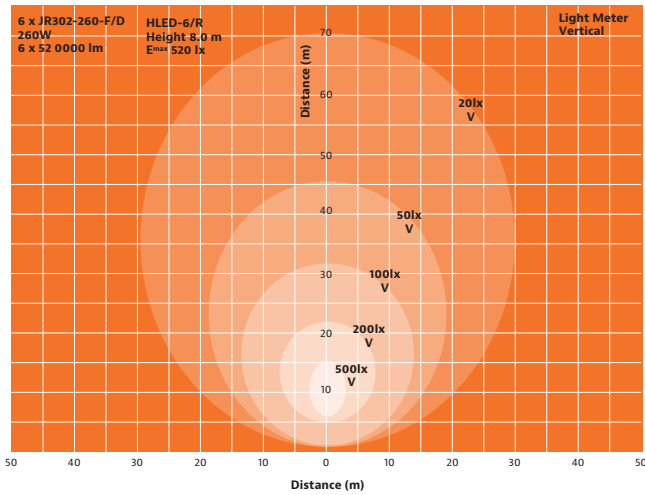


HLED-6 stowed for transport.



HLED-6 lighting tower.

Isolux Plot



The JLG "1 & 5" Warranty

The JLG "1 & 5" Warranty JLG Industries, Inc. backs its products with its exclusive "1 & 5" Warranty. We provide coverage on all products for one (1) full year and cover all specified major structural components for five (5) years. Due to continuous product improvements, we reserve the right to make specification and/ or equipment changes without prior notification.