

# TOOL CATALOG



# TABLE OF CONTENTS

<b>CALIBRATION / DIAGNOSTICS</b> .....	<b>3-4</b>
ANALYZERS	
CALIBRATORS	
HARNESSES	
MISCELLANEOUS	
<b>DRIVETRAIN</b> .....	<b>5</b>
DANA AXLE TOOLS	
DANA TRANSMISSION TOOLS	
<b>ELECTRIC TOOLS</b> .....	<b>6-8</b>
TESTING & ELECTRIC TOOLS	
PIN EXTRACTION TOOLS	
CRIMPING & EXTRACTION TOOLS	
<b>HYDRAULIC TOOLS</b> .....	<b>9-10</b>
CYLINDER REPAIR TOOLS	
HYDRAULIC & SPECIALIZED SERVICE TOOLS	
HYDRAULIC SERVICE KITS	
<b>SOCKET TOOLS</b> .....	<b>11</b>
COMPACT CRAWLER SOCKET TOOLS	
<b>MISCELLANEOUS</b> .....	<b>12-13</b>
GENERAL TOOLS	
SUPPORT TOOLS	
TOOL KITS	
BOOM WIRE ROPE SOCKETS	
<b>INDEX</b> .....	<b>14</b>

# CALIBRATION / DIAGNOSTICS

## ANALYZERS



ANALYZER AND CABLE KIT

### ANALYZER AND CABLE KIT

1001249695

- Compatible with All JLG MEWPs, troubleshoots and programs all JLG MEWPs. Enables fault code lookup, machine option enable/disable, and parameter adjustments.
- Includes analyzer, cable, and guide
- Replaces P/Ns 2901443 and 1600244



GM DIAGNOSTIC TOOL

### GM DIAGNOSTIC TOOL

2915221

- Compatible with All JLG MEWPs
- Diagnoses GM engine fault codes
- Includes GM interface cable, diagnostic cable, and software



ELECTRIC ASSY ANALYZER

### ELECTRIC ASSY ANALYZER

1001147542

- Compatible with JLG / SkyTrak
- Wi-Fi handheld analyzer with up to 150 ft range
- Multilingual support with full readouts
- Not compatible with compact crawler booms



CUMMINS INLINE MINI ADAPTER

### CUMMINS INLINE MINI ADAPTER

70013120

- Compatible with JLG / SkyTrak
- Compact Bluetooth datalink adapter for diagnostics and monitoring, supports mobile devices
- Includes integrated 9-pin connector



DEUTZ DECOM INTERFACE

### DEUTZ DECOM INTERFACE

DTZ02937571

- Compatible with Deutz Tier 4/i Products, used for system diagnostics
- Includes interface and software license
- Software available at [serdia.deutz.com](http://serdia.deutz.com)



COMPACT CRAWLER DIAGNOSTIC KIT

### COMPACT CRAWLER DIAGNOSTIC KIT

18223100

- Compatible with All JLG Compact Crawlers
- Software located on OLE Driver located at [peak-system.com](http://peak-system.com)

### COMPACT CRAWLER PROGRAMING KIT

17162200

- Compatible with JLG Compact Crawlers X390AJ, X550AJ, X700AJ
- ECM programmer Software located on OLE "Flashy"

## CALIBRATORS



CALIBRATION TOOL

### CALIBRATION TOOL

7024361

- Compatible with JLG DVL, MVL, MSP, DVSP
- Calibrates joystick controllers
- Plugs into socket under joystick. Machine-specific tool



OEM OPTIMIZER CONTROLLER

### OEM OPTIMIZER CONTROLLER

1600303

- Compatible with JLG 600SC, 660SJC
- Calibrates and configures OEM controllers
- Supports directional and handle adjustments from platform or ground
- Pre-ADE models only
- Default settings at the push of a button

# CALIBRATION / DIAGNOSTICS

## HARNESSES



OUTRIGGER JACK HARNESS

### OUTRIGGER JACK HARNESS

4923341

- Compatible with JLG T350/T500
- Retracts outriggers. Refer to service manual before use.



REXROTH CC SERVICE HARNESS

### REXROTH CC SERVICE HARNESS

4922012

- Compatible with JLG 400S/460SJ, 600S, 601S, 800A/AJ
- Used to adjust Rexroth Control Cards.

## MISCELLANEOUS



USB COMMUNICATION CABLE

### USB COMMUNICATION CABLE

1001137005

- Compatible with All JLG / SkyTrak
- Connects JLG Mewps to PCs for software downloads and configuration



SELF POWERED ANALYZER CABLE

### SELF POWERED ANALYZER CABLE

1001249941

- Compatible with All JLG / SkyTrak
- Used in place of standard analyzer cable when calibrating or diagnosing units around or near
- EMC / RFI Interference.
- Note: Requires 9-Volt battery not included



QUIQ™ PROGRAMMER

### QUIQ™ PROGRAMMER

2915230

- Compatible with JLG MEWPs with QuiQ battery chargers
- Includes software, USB cable, and interface module
- Used to program and update QuiQ chargers and modify charging algorithms

# DRIVE TRAIN

## DANA AXLE TOOLS



ZF ASSEMBLY RING

### DANA AXLE BRAKE PISTON TOOL

7118842

- Compatible with Telehandlers with Dana Axles
- Assists with axle brake piston installation
- Rotates piston during O-ring compression to prevent shearing or pinching



ZF COUNTER SUPPORT

### SPECIAL LOCKNUT WRENCH

91144325

- Compatible with Gradall Telehandler Models 534D9, 534D10, 544D.
- Assists with disassembly of power wheel assembly
- Designed for locknut fit
- Prevents thread/nut damage



ZF DRIVER

### ZF ASSEMBLY RING

70010282

### ZF BACK OFF INSERT

70023173

- Separates inner bearing ring from axle pin during disassembly



ZF DRIVE HANDLE

### ZF COUNTER SUPPORT

70010245

- Removes double universal joint from axle joint housing

### ZF DRIVER

700110101

- Installs hub seal (P/N 7028977, 1321164)

### ZF DRIVE HANDLE

7029740

- Used with ZF Seal Drivers (P/Ns 7029738, 7029739)



ZF PULLER/EXTRACTOR

### ZF PULLER/EXTRACTOR

70010244

- Removes bushing and shaft seal from axle casing. Also installs double joint into housing



ZF SLOTTED NUT WRENCH TOOL

### ZF SLOTTED NUT WRENCH TOOL

70010281

- Installs/removes slotted nut on steer cylinders. Prevents nut rounding

### ZF SEAL DRIVER

7029738

- Installs shaft seal (P/N 7028977) into axle joint housing

### ZF SEAL DRIVER

7029739

- Installs input seal from brake seal kit (P/N 7029104)



ZF SEAL DRIVER

### ZF SPECIAL BRAKE SEAL KIT ADAPTER

7025110

- Compatible with SkyTrak 6036, 6042, 8042; Lull 644E, 944E (ZF MS-T3045)  
Installs input seal from brake seal kit (P/N 7029104)

## DANA AXLE TOOLS



ZF TRANSMISSION TEST FITTING KIT


### ZF TRANSMISSION TEST FITTING KIT

2915159

- Compatible with Lull, SkyTrak, JLG G-Series Telehandlers
- Includes all fittings for ZF transmission pressure tests:
  - P/N 77363046: 7/16-20 JIC Male to M10
  - P/N 91403258: 1/4 SAE 37° to M10, 90°
  - P/N 8430036: Nipple, .435"

# ELECTRIC TOOLS

## TESTING & ELECTRICAL TOOLS



BACK PROBE PIN SET

### BACK PROBE PIN SET (SET OF 5)

70010229

- Universal Compatibility
- For back probing electrical connections with connections connected together, 1¼" length



FLUKE MULTIMETER

### FLUKE MULTIMETER

7025118

- Universal Compatibility
- Measures voltage, resistance, continuity, diodes, etc. AC/DC compatible
- Shock and water-resistant housing



POCKET MULTIMETER

### POCKET MULTIMETER

7002839

- Universal Compatibility
- Compact meter for AC/DC voltage, resistance, continuity, diodes, etc.



MAGNETIC TESTER

### MAGNETIC TESTER

70011138

- Universal Compatibility
- Identifies magnetic poles with audio and LED indicators
- Includes pocket clip



TEST PROBE PIN

### TEST PROBE PIN

7025945

- Universal Compatibility
- Ensures solid probe connection; insulated to prevent shorting
- Tested up to 60V DC



WIRE STRIPPER

### WIRE STRIPPER

7002828

- Universal Compatibility
- Strips wire 20 - 10 GA up to 7/8" Insulation removal



POTENTIOMETER SCREWDRIVER

### POTENTIOMETER SCREWDRIVER

7002822

- Compatible with JLG MEWPs
- Adjusts potentiometer/speed controller
- Included in kit P/N 7016653

# ELECTRIC TOOLS

## PIN EXTRACTION TOOLS



4-6 GAUGE PIN EXTRACTOR



8-10 GAUGE PIN EXTRACTOR

**70010387**

- 4-6 GA (WHITE)
- For use with Deutsch Connector
- Compatible with JLG MEWPs

**91143341**

- 8-10 GA (GREEN)
- Compatible with JLG MEWPs



PIN EXTRACTOR FOR MINI-FIT CONNECTORS

**7002830**

- For use with Mini-Fit Connectors
- Compatible with JLG VP, VPSP, DVL, DVSP, MVL, MSP



PIN EXTRACTOR FOR PRECISION GOVERNOR CONTROLLER

**7002854**

- For use with Precision Governor Controller (P/N 1600211)
- Compatible with JLG MEWPs




PIN EXTRACTOR FOR RECTANGULAR CONNECTORS

**7027995**

- For use with positive connector contacts
- Universal Compatibility

**7002819**

- Pushes rectangular connector contacts, .093" pin/socket contacts from rear housing



6 TOOL PIN EXTRACTOR

**7002823**

- Accommodates six different pin sizes.
- Universal Compatibility



SIZE 16 PIN EXTRACTOR

**7002848**

- For use with TYCO and Multi-mate connectors
- Size 16 pin/socket contacts
- Supports two connector styles
- Universal Compatibility



BRAKE PIN EXTRACTOR

**7002842**

- BRAKE PIN EXTRACTOR, for use with P&G Power
- Compatible with JLG DVL, DVSP, MSP



POWER PIN EXTRACTOR

**70028412**

- POWER PIN EXTRACTOR, for use with P&G Power



POWER HOUSING EXTRACTOR

**7027910**

- POWER HOUSING EXTRACTOR, for use with JR Power
- Compatible with JLG G5-19A and G6-23A

# ELECTRIC TOOLS

## CRIMPING & EXTRACTION TOOLS



AMP 20-14 GA TOOL

### AMP 20-14 GA TOOL

7002816

- Universal Compatibility



DEUTSCH TOOL

### DEUTSCH TOOL

7002818

- For use with HD/HDP "Cannon Plug" connectors
- Performs the same terminal crimp as 7002816 or 77363326 with the exception of this crimper will only crimp two sides at a time not four at a time.



DEUTSCH 20-12 GA TOOL

### DEUTSCH 20-12 GA TOOL

77363326

- Universal Compatibility



PRO-CRIMPER TOOL

### PRO-CRIMPER TOOL

7002853

- For use with MEWP Seal Contacts
- Die sets available - P/N 7002849 & 7002850

## DEUTSCH HD/DT CRIMPING & EXTRACTION KIT

70011709



### Kit Includes:

- Deutsch Crimping Tool
- 80604014 Removal Tool
- 70011708 Extraction Tool, 14-12 GA (Orange)
- 4460510 Extraction Tool, 14-12 GA (Yellow)
- 4460467 Extraction Tool, 18-16 GA (Light Blue)
- 77363227 Extraction Tool, 18-16 GA (Royal Blue)
- 70011707 Extraction Tool, 20-16 GA (Dark Blue)
- 4460519 Extraction Tool, 22-16 GA (Red)

# HYDRAULIC TOOLS

## CYLINDER REPAIR TOOLS

		COMPATIBLE WITH	CYLINDER TYPE
Head Install Sleeve	1001106846	1200/1350SJP, 1250AJP	Main Lift / Tower Lift
Piston Install Sleeve	1001106847	1200/1350SJP, 1250AJP	Main Lift / Tower Lift
Piston Go Gauge Tool	1001106848	1250AJP	Main Lift / Tower Lift
Head Install Sleeve	1001107000	1250AJP	Upper Lift
Piston Install Sleeve	1001107001	1250AJP	Upper Lift
Piston Go Gauge Tool	1001107002	1250AJP	Upper Lift
Head Install Sleeve	1001107143	1250AJP	Tower Telescope
Piston Install Sleeve	1001107145	1250AJP	Tower Telescope
Piston Go Gauge Tool	1001107146	1250AJP	Tower Telescope
Piston Go Gauge Tool	1001107147	1250AJP	Tower Telescope

## HYDRAULIC & SPECIALIZED SERVICE TOOLS



ANTI-ROTATION PIN REMOVAL TOOL

### ANTI-ROTATION PIN REMOVAL TOOL 7002840

- Compatible with JLG Boom Lifts
- Removes cam/lockout valve pins at turntable
- Includes extractor head and hardware



HYDRAULIC FLOW METER

### VALVE SEAT REMOVAL TOOL 70000555

- Compatible with JLG ES Scissor Lifts
- Removes power pack relief valves
- Minimizes risk to valve and manifold during replacement

### HYDRAULIC FLOW METER 70010878

- Compatible with JLG Boom Lifts, Telehandlers
- Measures 3-30 GPM flow
- Max pressure 3,500 PSI
- 3/4" NPT port



SPECIALIZED FITTING

### SPECIALIZED FITTING 91474611

- Compatible with G642A, G9-43A (Dana Transmission)
- Used for Dana transmission testing
- Available individually or included in Digital Pressure Gauge Kit 7027911



STC HOSE TOOL

### STC HOSE TOOL 7301438

- Compatible with Lull 644E, 944E
- Removes STC hoses from transfer carriage (extend, retract, lift, lower)



CYLINDER SEAL INSTALLATION TOOL

### CYLINDER SEAL INSTALLATION TOOL ["PRETZEL MAKER"]

- 7002826** • Installs rod seals on 0.75"-1.5" cylinder rods
- 7004276** • Installs rod seals on 1.5" - 2.5 "cylinder rods

# HYDRAULIC TOOLS

## HYDRAULIC SERVICE KITS

### DIGITAL HYDRAULIC PRESSURE TEST KIT

70000101



- Digital display with  $\pm 0.5\%$  accuracy
  - 8,000 PSI range
  - Replacement parts available
- Kit Includes:
- 7025790: Short Hose
  - 7025791: Long Hose
  - 7025793: 1/4" Female Disconnect
  - 7025806: Diagnostic Q-C Fitting
  - 91033032: 1/4" Test Adapter
  - 91033033: 1/8" Test Adapter
  - 77133089: 9/16" Test Adapter
  - 7025794: Digital Gauge Only
  - 7025789: Direct Gauge Adapter
  - 7024557: Extra O-Rings
  - 7024547: Union Fitting
  - 7025788: Protective Boot

### HYDRAULIC PRESSURE DIAL GAUGE KIT

70000652



- For checking and adjusting hydraulic pressures.
  - Replacement parts available
- Kit Includes:
- 2220427: Female Quick Disconnect
  - 2220428: Male Quick Disconnect
  - 7024546: 1/4" NPT SMA20 Adapter
  - 7024547: Hose Union Adapter
  - 7024550: 98" Hose Assembly
  - 7024551: 192" Hose Assembly
  - 7024555: 1/2 UNF-V Test Fitting
  - 7024548: 0-1,000 PSI Gauge
  - 7024549: 0-10,000 PSI Gauge

### HYDRAULIC PUMP LOAD TEST KIT

70011039



- Verifies pump pressure and flow
- Kit Includes:
- 70010878: Flow Meter
  - Adapter fitting JIC Male to NPT Male flow meter
  - Adapter fitting JIC male to JIC female test port T flow meter
  - Adapter Test port flow meter
  - Gauge Pressure
  - Adapter test fitting NPT for Gauge
  - Flow control Valve
  - Adapter fitting JIC male to ORB male
  - Adapter fitting JIC female to ORB male

### SKYTRAK PRESSURE TEST KIT

7133413



- For use with pre-JLG SkyTrak Telehandlers
- Kit Includes:
- gauges, hoses, fittings, and schematics

# SOCKET TOOLS

COMPACT CRAWLER SOCKET TOOLS					
PIN DIAMETER	LOCK NUT CODE	LOCKING NUT		SOCKET	
		PN	DESCRIPTION	PN	DESCRIPTION
25	BG4	BG000400	HEAVY, 25 X 1.5	7826000	S25GU NUT
30	BG5	BG000500	HEAVY, 30X1.5	7826100	S30GU NUT
35	BG3	BG000300	35X1.5	7826200	S35GU NUT
40	BG2	BG000200	40X1.5	7826300	S40GU NUT
45	BG7	BG000700	HEAVY, 45X1.5	7826400	S45GU NUT
50	BG8	BG000800	HEAVY, 50X1.5	7826500	S50GU NUT
17, PITCH 1	BG1	BG000100	17X1	7825800	S17GU NUT
20, PITCH 1	BG6	BG000600	20X1	7825900	S20GU NUT
20, PITCH 1	BG12	BG001200	20X1.5	7825900	S20GU NUT
20	BG9	BG000900	20X1.5	7825900	S20GU NUT
25	BG10	BG001000	LOWERED, 25X1.5	7826000	S25GU NUT
20	BG11	BG001100	20X1	7825900	S20GU NUT
30	BG13	BG001300	LOWERED, 30X1.5	7826100	S30GU NUT
45	BG14	BG001400	LOWERED, 45X1.5	7826400	S45GU NUT
50	BG15	BG001500	LOWERED, 50X1.5	7826500	S50GU NUT
55	BG16	BG001600	55X1.5	7826600	S55GU NUT

## E-STOP TOOL

18725700



E-STOP TOOL

- For use with compact crawler booms

# MISCELLANEOUS

## GENERAL TOOLS



### MAGNETIC POCKET SCREWDRIVER

7016654

- Compact and pocket-sized
- Ideal for tight spaces
- Dual blade: flathead & Phillips
- Included in Special Tool Kit (P/N 7016653)



### FORK WEAR CALIPER

7025304

- Ensures accurate measurement of fork wear



### ANGLE FINDER

7025117

- Ensures accurate angle measurements




### REFRACTOMETER

70121281

- Determine if the urea concentration in DEF

## SUPPORT TOOLS



### SERVICE ARM PROP KIT

1001318663

- Secures arm stack during service and routine maintenance
- Compatible with 1930ES, 2030ES, 2630ES, 2646ES, 3246ES

### SERVICE ARM PROP (LEGACY MODEL)

1001318511

- Secures arm stack during service and routine maintenance
- Compatible with AE1932, ES1932, R1932, ES2632, R2632, ES2646, R2646, ES3246, R3246

### MEWP SERVICE BOOM STAND

4340710

- Compatible with JLG Boom Lifts (Excludes Ultra Booms & 150HAX)
- Heavy-duty stand for supporting booms during service
- Supports up to 3,600 lbs (1,633 kg)
- High-gauge steel construction
- Extends up to 11 feet



### ELECTRIC SCISSOR LIFT MAINTENANCE SAFETY PROP

1001128892

- Compatible with JLG 1930ES, 2030ES, 2630ES, 2646ES, 3246ES
- Secures partially raised scissor arms during maintenance For ES units SN 0 to PVC1910



# MISCELLANEOUS

## TOOL KITS




SPECIAL TOOL KIT

### SPECIAL TOOL KIT

7016653

- Compatible with JLG MEWPs and Telehandlers  
Kit Includes:
  - pin extraction tools
  - cylinder seal tools
  - magnetic pocket screwdriver (P/N 7016654)

## BOOM WIRE ROPE SOCKETS



BOOM WIRE ROPE SOCKET

SIZE	PN	FOR USE WITH
32-mm	1001162216	1850SJ
41-mm	1001162217	1850SJ
55-mm	1001162218	1850SJ
32-mm	1001203463	1500AJP
3/4-in	4120040	1500SJ, 1350SJP, 1200SJP
2-in	4120043	1500SJ, 1350SJP, 1200SJP

# INDEX

NAME	P/N	PAGE
AMP 20-14 GA Tool	7002816	8
Analyzer and Cable Kit	1001249695	3
Angle Finder	7025117	12
Anti-Rotation Pin Removal Tool	7002840	9
MEWP Service Boom Stand	4340710	12
Back Probe Pin Set	70010229	6
Boom Wire Rope Sockets	Multiple	13
Brake Pin Extractor	7002842	7
Calibration Tool	7024361	3
Compact Crawler Diagnostic Kit	18223100	3
Compact Crawler Programing Kit	17162200	3
Compact Crawler Socket Tools	Mutliple	11
Cummins Inline Mini Adapter	70013120	3
Cylinder Seal Installation Tool	7002826	9
Dana Axle Brake Piston Tool	7118842	5
Deutsch 20-12 GA Tool	77363326	8
Deutsch Crimping Tool	77363326	8
Deutsch HD/DT Crimping & Extraction Kit	70011709	8
Deutsch Tool	7002818	8
Deutz Decom Interface	70013120	3
Digital Hydraulic Pressure Test Kit	70000101	10
Electric Assy Analyzer	1001147542	3
Electric Scissor Maintenance Safety Prop	1001128892	12
E-Stop Tool for CCB	18725700	11
Fluke Multimeter	7025118	6
Fork Wear Caliper	7025304	12
GM/Ford Engine Diagnostic Tool	1001249695	3
Head Install Sleeve	1001106846	9
Head Install Sleeve	1001107000	9
Head Install Sleeve	1001107143	9
Hydraulic Flow Meter	70010878	9
Hydraulic Pressure Dial Gauge Kit	70000652	10
Hydraulic Pump Load Test Kit	70011039	10
Magnetic Pocket Screwdriver	7016654	12
Magnetic Tester	70011138	6
OEM Optimizer Controller	1600303	3
Outrigger Jack Harness	4923341	4

NAME	P/N	PAGE
Pin Extraction Tools	7002817	7
Pin Extraction Tool	70010387	7
Piston Go Gauge Tools	1001107002	9
Piston Install Sleeves	1001106847	9
Pocket Multimeter	7002839	6
Potentiometer Screwdriver	7002822	6
Power Housing Extractor	7027910	7
Power Pin Extractor	70028412	7
Pro-Crimper Tool	7002853	8
QuiQ™ Programmer	2915230	4
Removal Tool	80604014	8
Rexroth CC Service Harness	4922012	4
Self Powered Analyzer Cable	1001249941	4
Service Arm Prop Kit	1001318511	12
Service Arm Prop Kit (Legacy Model)	1001318663	12
SkyTrak Pressure Test Kit	7133413	10
Special Locknut Wrench	91144325	5
Special Tool Kit	7016653	13
Specialized Fitting	91474611	9
STC Hose Tool	7301438	9
Stop Ring Wrench Tool (6.75")	7002835	9
Test Probe Pin	7025945	6
USB Communication Cable	1001137005	4
Valve Seat Removal Tool	70000555	9
Wire Stripper	7002828	6
ZF Assembly Ring	70010282	5
ZF Back Off Insert	70023173	5
ZF Counter Support	70010245	5
ZF Drive Handle	7029740	5
ZF Driver	700110101	5
ZF Puller/Extractor	70010244	5
ZF Seal Driver (7028977)	7029738	5
ZF Seal Driver (8036754)	7029739	5
ZF Slotted Nut Wrench Tool	70010281	5
ZF Special Brake Seal Kit Adapter	7025110	5
ZF Transmission Test Fitting Kit	2915159	5
ZF Two Leg Puller (Replacement)	80304486	5



# ONLINE EXPRESS®

## Shop JLG® Accessories

Online Express has all the boom lift, scissor lift and telehandler accessories you need to optimize your machines. Shop online today.

<https://onlineexpress.jlg.com/>

