

FORK MOUNTED ATTACHMENTS

TELEHANDLER ATTACHMENTS



TRAILER SPOTTER

FEATURES

- 48-in deep fork pocket
- Secures to fork tines with a pin
- 2-in standard receiver



FORK TINES	DESCRIPTION	PART NUMBER
Up to 2.5-in x 6.5-in	Trailer Spotter	1001295530

RIGID SPREADER BAR

FEATURES

- Equipped with 2 - 5-Ton swivel hooks
- Center position rated for 10,000-lb with single hook
- Outside positions comined load rated at 10,000-lb capacity



FORK TINES	DESCRIPTION	PART NUMBER
3.5-in to 7.5-in	Spreader Bar, 72-in Fixed w/ Crosby Hooks	1001295528
	Spreader Bar, 96-in Fixed w/ Crosby Hooks	1001295529


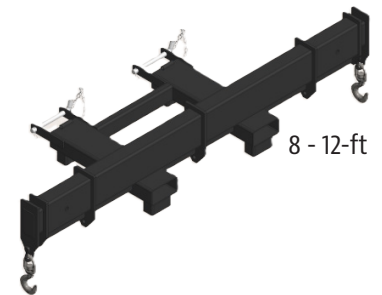


ADJUSTABLE SPREADER BARS

FEATURES

- Equipped with 2 - 5-Ton swivel hooks
- Secures to fork tines with a pin

FORK TINES	DESCRIPTION	PART NUMBER
3.5-in to 7.5-in	Spreader Bar, 8 - 12-ft Adjustable w/ Crosby Hooks	1001298642
	Spreader Bar, 10 - 15-ft Adjustable w/ Crosby Hooks	1001298893
	Spreader Bar, 13 - 20-ft Adjustable w/ Crosby Hooks	1001298909



Order Today

Online: onlineexpress.jlg.com
 Call: 1-877-554-5438 | Fax: 1-800-733-8939



JLG INDUSTRIES, INC.
 Toll-free US 877-JLG-LIFT
JLG.com

An Oshkosh Corporation Business

FORK MOUNTED ATTACHMENTS


TELEHANDLER ATTACHMENTS



SWIVEL HOOKS

FEATURES

- Mounts directly to fork tines
- 24-in load center
- 6,000 to 10,000-lb capacity



FORK TINES	DESCRIPTION	PART NUMBER
3.5-in to 7.5-in	6,000-lb Lifting Hook	1001305476
	10,000-lb Lifting Hook	1001305477

HIGH-CAPACITY SWIVEL HOOKS

FEATURES

- Mounts directly to fork tines
- 24-in load center
- 22,000 to 30,000-lb capacity



FORK TINES	DESCRIPTION	PART NUMBER
3.5-in to 9.5-in	22,000-lb Lifting Hook, High Capacity	1001305478
	30,000-lb Lifting Hook, High Capacity	1001305479

WORK PLATFORMS

FEATURES

- Sides collapse without tools for easy store
- Heavy-duty steel mesh floor
- 2 - spring-loaded, self-closing and latching doors
- Safety restraints tie-downs
- Right-side pockets for transport and loading
- Heavy-duty pins used to secure platform to forks
- Safety pins attach to secure side rails



FORK TINES	SIZE	CAPACITY	WEIGHT	PART NUMBER
2.75-in x 7.75-in	4-ft x 8-ft	1,000-lb	578-lb	1001303246
	4-ft x 9-ft 8-in		630-lb	1001301393

Order Today

Online: onlineexpress.jlg.com

Call: 1-877-554-4444 | 1-800-733-8939

Online: onlineexpress.jlg.com

Call: 1-877-554-5438 | Fax: 1-800-733-8939



JLG INDUSTRIES, INC.
Toll-free US 877-JLG-LIFT
JLG.com

An Oshkosh Corporation Business

FORK MOUNTED ATTACHMENTS

TELEHANDLER ATTACHMENTS



TELESCOPING PIVOTING ADJUSTABLE JIB

FEATURES

- Spring-assisted angle adjustment up to 35-degrees
- Positions ranging from 48-in to 12-ft
- Comes with 1 - 5-ton Crosby Swivel Hook
- Position indicators ensure correct load charge usage
- 2,050-lb capacity at 12-ft



FORK TINES	DESCRIPTION	PART NUMBER
2.75-in x 7.5-in	Telescoping Pivoting Jib, Vertical to 35-degree angle	1001301527

ADJUSTABLE TRUSS BOOM

FEATURES

- Positions ranging from 48-in to 12-ft
- Comes with 1 - 5-ton Crosby Swivel Hook
- Position indicators ensure correct load charge usage
- 2,050-lb capacity at 12-ft



FORK TINES	DESCRIPTION	PART NUMBER
3.5-in x 7.5-in	Adjustable Truss Boom	1001312546

TRASH HOPPER

FORK TINES	CAPACITY	PART NUMBER
3.5-in x 7.5-in	5,000-LB / 5-CU YD	1001329514



Order Today

Online: onlineexpress.jlg.com
Call: 1-877-554-5438 | Fax: 1-800-733-8939



JLG INDUSTRIES, INC.
Toll-free US 877-JLG-LIFT
JLG.com

An Oshkosh Corporation Business