

# 800AJ HC3

ARTICULATING HI-CAPACITY BOOM LIFT



## Performance

Platform Height	80 ft 4.4 in.	24.5 m
Horizontal Outreach	52 ft 3.8 in.	15.9 m
Up and Over Height	25 ft 11.5 in.	7.9 m
Swing	360 Degrees Continuous	
Platform, Side Entry	36 x 96 in.	0.91 x 2.44 m
Platform Capacity-Restricted	750/1000 lb	340/454 kg
Platform Capacity-Unrestricted	660 lb	300 kg
Platform Rotator	180 Degrees Hydraulic	
Jib Length	6 ft	1.83 m
Jib Range of Articulation	130 Degrees (+70, -60)	
Weight**	37,530 lb	17,023 kg
Max. Ground Bearing Pressure	76 psi	5.3 kg/cm <sup>2</sup>
Drive Speed 2WD or 4WD	3.0 mph	4.8 km/h
Gradeability		
4WD	45%	
Tilt Cut Out	5 Degrees	
Turning Radius (Inside)	10 ft 2.9 in.	3.12 m
Turning Radius (Outside)	21 ft 6.2 in.	6.56 m

## Standard Specifications

### Power Source

Dual Fuel Engine		
Ford MSG 425-DP	84 hp	62 kW
Diesel Engine		
Deutz TD2.9L4 Tier 4 Final	67 hp	50 kW
Fuel Tank Capacity	39 gal.	147.6 L

### Hydraulic System

• Capacity	40 gal.	151.4 L
• Auxiliary Power	12V DC	

### Tires

• Standard	18x625 Foam Filled Tires
• Optional	18x625 Non-Marking Foam Filled Tires 18-22.5 Sand/Turf Foam Filled Tires

## Standard Features

- Oscillating Axle
- Articulating Jib
- Oscillating Axle
- 180 Degree Hydraulic Platform Rotator
- 110V-AC Receptacle in the Platform
- 5 Degree Tilt Alarm/Indicator Light
- Swing-Out Engine Tray
- 12V-DC Auxiliary Power
- Hourmeter
- Control ADE® System
- Proportional Controls
- Gull-Wing Hoods
- Hydrostatic Drive
- Platform Console Machine
- Status Light Panel
- Lifting/Tie Down Lugs
- Engine Distress Warning
- Rim Protector Lug Tread Tires
- Engine Distress Shutdown — Selectable via Analyzer
- All Motion Alarm
- Load Sensing System
- SkyGuard SkyLine™



## Accessories & Options

- Platforms: 36 x 96 in (0.91 x 2.44 m), 30 x 48 in (.76 x 1.22 m)
- Operator Tool Tray
- Fall Arrest Platform, Rear Entry: 30 x 72 in. (0.76 x 1.83 m)
- Inward Self-Closing Swinging Gate
- Soft Touch System: 6 ft/8 ft
- SkySense™
- 43.5 lb (19.7 kg) Propane Tank
- Cold Weather Start Kit (GM)<sup>1</sup>
- Cold Weather Start Kit (Deutz)<sup>1</sup>
- Hostile Environment Kit<sup>2</sup>
- Flashing Amber Beacon
- Arctic Package<sup>3</sup>
- SkyWelder®
- SkyPower® Package — 7500 Watt Generator, power cable to platform, 1/2 in. Air Line to Platform

\* Provides indicator lights at platform control console for system distress, 5 degree tilt light, and foot switch status.

1. Includes glow plugs (Diesel), battery heater, oil tank heater.

2. Includes console cover, boom wipers and cylinder bellows.

3. Includes arctic hydraulic hoses (drive and steer only) and main boom cable, arctic hydraulic oil, extreme cold engine oil, fuel conditioner, engine block heater, battery blanket, glow plugs, hydraulic tank heater, and oversized footswitch.

Note: Some options may increase lead time, and some option combinations may not be available.

Additional accessories and options available via JLG Aftermarket.

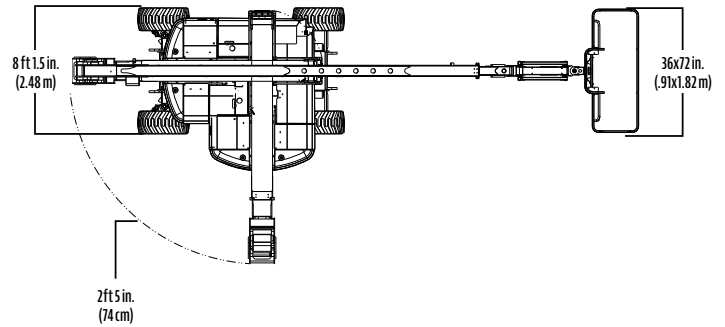
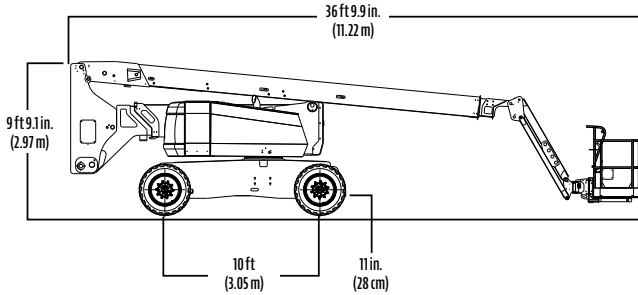
# 800AJ HC3

ARTICULATING HI-CAPACITY BOOM LIFT

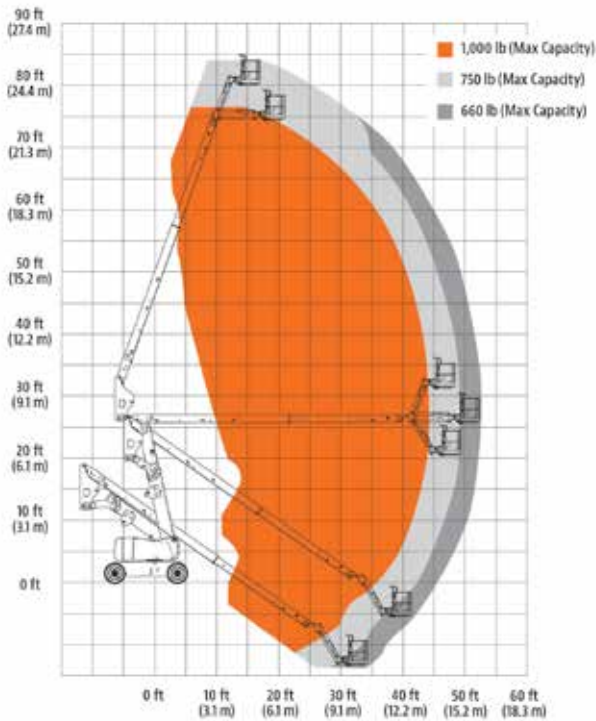


## Dimensions

All dimensions are approximate.



## Reach Diagram



## The JLG "1 & 5" Warranty

We provide coverage for one (1) full year, and cover all specified major structural components for five (5) years. Due to continuous product improvements, we reserve the right to make specification and/or equipment changes without prior notification. This machine meets or exceeds applicable ANSI and CSA requirements based on machine configuration as originally manufactured for intended applications. Please reference the serial number plate on the machine for additional information.

Part No.: 3131127  
R0820  
Printed in USA



### JLG Industries, Inc.

1 JLG Drive  
McConnellsburg, PA 17233-9533  
Telephone 717-485-5161  
Toll-free in US 877-JLG-LIFT  
Fax 717-485-6417  
[www.jlg.com](http://www.jlg.com)

An Oshkosh Corporation Company