

IT'S A BREAKTHROUGH



In collaboration with
JERR-DAN

Introducing the
Rental-Focused 10 Ton RS Carrier

BUILT FOR YOU: THE FIRST CARRIER OF ITS KIND

You don't carry one brand of equipment, so why should your carrier? You need a versatile, convenient way to transport your equipment between job sites and the rental yard. A carrier that lets you move more without sacrificing safety and quality.

The all-new 10 Ton RS Carrier is specially designed to meet your needs. Developed based on feedback JLG and Jerr-Dan received from rental customers, it gives you the flexibility to transport a wide range of equipment types and brands *on the same carrier*. It has a 10-ton (20,000 lb) capacity rating with a lightweight body, so it can carry more weight than a 15-ton carrier. And it comes with a standard three-year warranty on structural and hydraulic components.

FEATURES & BENEFITS

INCREASED OPERATOR SAFETY

- **See better in low-light conditions:** Standard LED lighting, including work lights, headboard lights and deck marking lights
- **Increase truck visibility:** 60 in. LED amber light bar and high-visibility reflective package on rear subframe
- **Reduce trip hazards:** Yellow, textured anti-slip paint on outside rails, rear deck and middle of deck
- **Keep obstacles in view:** Standard rear backup camera with a 7 in. in-cab color monitor

FAMILIAR CONTROLS FOR MORE CONFIDENCE

- **More familiarity:** Dual operating box modeled after JLG aerial lift control panels
- **Increased security during loading/unloading:** A full-function wireless remote control with roll, tilt, winch and dock stabilizer function controls
- **Improved access to controls:** Secondary driver and passenger side control stations with built-in manual override capabilities

EASIER LOADING & UNLOADING

- **Carry heavier, taller equipment:** Redesigned lightweight body and lower overall bed height
- **Better deck access:** Lower mounted bed height for easier loading/unloading and more machine access from the ground
- **Keep equipment secure:** More tie-down locations with integrated rail and mid-deck key slots

GREATER VERSATILITY

- **Complete towing package for trailers and generators:** Standard manual extend pintle hitch and rear glad hands with both four-pin and seven-pin trailer plugs
- **Adjustable deck loading height:** Standard rear hydraulic dock stabilizer package for more efficient loading/unloading
- **Completely redesigned headboard:** Wider, non-locking chain rack and dual 24 in. grab handles
- **Additional storage options:** Store traffic cones with standard under-deck storage and extra tools with a toolbox option



Transport a wide range of equipment types and brands on the same carrier.

JLG & JERR-DAN: NAMES YOU CAN TRUST

As part of the Oshkosh Corporation family, JLG and Jerr-Dan are leaders within their industries. JLG is an award-winning access equipment manufacturer, while Jerr-Dan is the single brand leader in the towing and recovery industry. JLG and Jerr-Dan are known for forging a path to innovation, providing advanced equipment solutions and prioritizing safety. The RS Carrier is a collaboration between these two companies, combining the value of JLG with the experience of Jerr-Dan to bring you a one-of-a-kind rental solution.

Like with any JLG® product, the relationship built during equipment selection doesn't end when the sale is over. Partnering with JLG and Jerr-Dan means receiving the best service and support the industry has to offer. Advanced life cycle solutions are available — from high-quality parts to responsive service — to keep your fleet running at peak performance.

“We're proud to partner with our sister company, Jerr-Dan, and highlight the strength of our Access Equipment market capabilities.”

– Vice President of Aftermarket Sales for JLG Industries

BUILT FOR YOU: THE FIRST CARRIER OF ITS KIND

You don't carry one brand of equipment, so why should your carrier? You need a versatile, convenient way to transport your equipment between job sites and the rental yard. A carrier that lets you move more without sacrificing safety and quality.

The all-new 10 Ton RS Carrier is specially designed to meet your needs. Developed based on feedback JLG and Jerr-Dan received from rental customers, it gives you the flexibility to transport a wide range of equipment types and brands *on the same carrier*. It has a 10-ton (20,000 lb) capacity rating with a lightweight body, so it can carry more weight than a 15-ton carrier. And it comes with a standard three-year warranty on structural and hydraulic components.

FEATURES & BENEFITS

INCREASED OPERATOR SAFETY

- **See better in low-light conditions:** Standard LED lighting, including work lights, headboard lights and deck marking lights
- **Increase truck visibility:** 60 in. LED amber light bar and high-visibility reflective package on rear subframe
- **Reduce trip hazards:** Yellow, textured anti-slip paint on outside rails, rear deck and middle of deck
- **Keep obstacles in view:** Standard rear backup camera with a 7 in. in-cab color monitor

FAMILIAR CONTROLS FOR MORE CONFIDENCE


- **More familiarity:** Dual operating box modeled after JLG aerial lift control panels
- **Increased security during loading/unloading:** A full-function wireless remote control with roll, tilt, winch and dock stabilizer function controls
- **Improved access to controls:** Secondary driver and passenger side control stations with built-in manual override capabilities

EASIER LOADING & UNLOADING

- **Carry heavier, taller equipment:** Redesigned lightweight body and lower overall bed height
- **Better deck access:** Lower mounted bed height for easier loading/unloading and more machine access from the ground
- **Keep equipment secure:** More tie-down locations with integrated rail and mid-deck key slots

GREATER VERSATILITY


- **Complete towing package for trailers and generators:** Standard manual extend pintle hitch and rear glad hands with both four-pin and seven-pin trailer plugs
- **Adjustable deck loading height:** Standard rear hydraulic dock stabilizer package for more efficient loading/unloading
- **Completely redesigned headboard:** Wider, non-locking chain rack and dual 24 in. grab handles
- **Additional storage options:** Store traffic cones with standard under-deck storage and extra tools with a toolbox option



Transport a wide range of equipment types and brands *on the same carrier.*

THE ONLY CARRIER THAT MOVES IT ALL


Get the carrier exclusively designed to meet the needs of the rental industry. Contact your JLG® sales representative to learn how the 10 Ton RS Carrier will revolutionize the way you transport equipment.



Lightweight body with 10-ton (20,000 lb) capacity



11.5-degree load angle for easier loading and unloading, especially of low profile equipment



Low overall deck height lets you carry taller equipment



Wireless remote control gives operator more freedom during loading and unloading



Standard under-deck storage for six 28 in. traffic cones



Standard LED lighting, including work lights, headboard lights and deck marking lights



Flush deck surface from edge to edge, with integrated rail and mid-deck key slots



Low-maintenance slide pads and pivot joint



3-step folding ladder with 24 in. grab handles on the driver's side

STANDARD FEATURES

Deck

- Length: 24 ft, 26 ft and 28 ft
- Width: 102 in.
- Hardwood Decking
- Inside Keyslot Strips
- Outside Keyslot Strips Integrated into Rubrail
- Anti-Skid Paint Treatment Along Rubrail and Across Tip (safety yellow)

Storage

- One 36 in. Steel Toolbox on Driver Side
- Traffic Cone Holder (for 28 in. cones)

Controls

- Full-function Wireless Remote Control
- Electro-hydraulic Control Station
- Manual Override Backup

Winch

- 15,000 lb winch
- 56 ft Cable with Safety Latch Hook
- Roller Tensioner with Fairlead
- Air Free Spool

Auxiliary Lighting

- LED Light Bar with STT Lights
- LED Work Lights (upper headboard)
- LED Work Lights (rear subframe)

Fits All Major Chassis Models

- Single & Tandem Rear Axle Configurations
- 33,000 GVWR Minimum (20,000 RGAWR minimum)
- 2,000,000 Total Frame RBM Minimum

Headboard

- Deluxe style with Fixed Steel Screen
- Wider Non-locking Dual Chain Racks
- 24 in. Grab Handles (both sides)

Miscellaneous Standard Features

- Rear Hydraulic Stabilizer
- Manual Extend Pintle Hitch (3 position)
- Deck Mounted 3-Step Fold-Out Ladder (driver side)
- Glad Hands and 7-Way Connector for Trailer Towing
- Switch Panel for Auxiliary Lighting
- DOT-Compliant Electrical Lighting
- Mud Flaps
- Black Paint

OPTIONAL FEATURES

Deck

- Width: 96 in. with Outside Stakes and Rubrails
- Additional Anti-Skid Paint Treatment Along Inside Keyslot Strips

Storage*

- Additional 36 in. Steel Toolbox
- Optional 48 in. Steel Toolbox on Driver Side
- Additional 48 in. Steel Toolbox
- Optional 60 in. Steel Toolbox on Driver Side
- Additional 60 in. Steel Toolbox

*Storage depends on deck length and chassis free space

Miscellaneous Optional Features

- Remote Control Holder/Buzz Box
- Duplex Pintle Hitch
- Additional Deck-mounted 3-Step Fold-out Ladder (passenger side)
- LED Work Lights — Abreast of Winch
- Air Shift PTO
- Hydraulic Filter Cover Guard
- Air Supply Disconnect at Rear Lightbox
- High Visibility Rear Reflex
- Single Backup Camera with In-Cab Screen

